



Intelligent Design™

Model: NCB46

Step 1

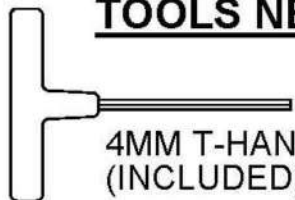
Attach the back leg, seat and back together by using (2) 2½" chair bolts.

Step 2

Attach the footrest assembly using (4) 1¾" chair bolts.

- (1) Chair
- (1) Footrest
- (1) Hardware pack

TOOLS NEEDED

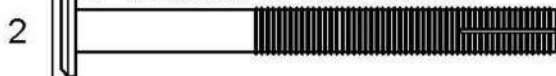


4MM T-HANDLE HEX KEY
(INCLUDED)

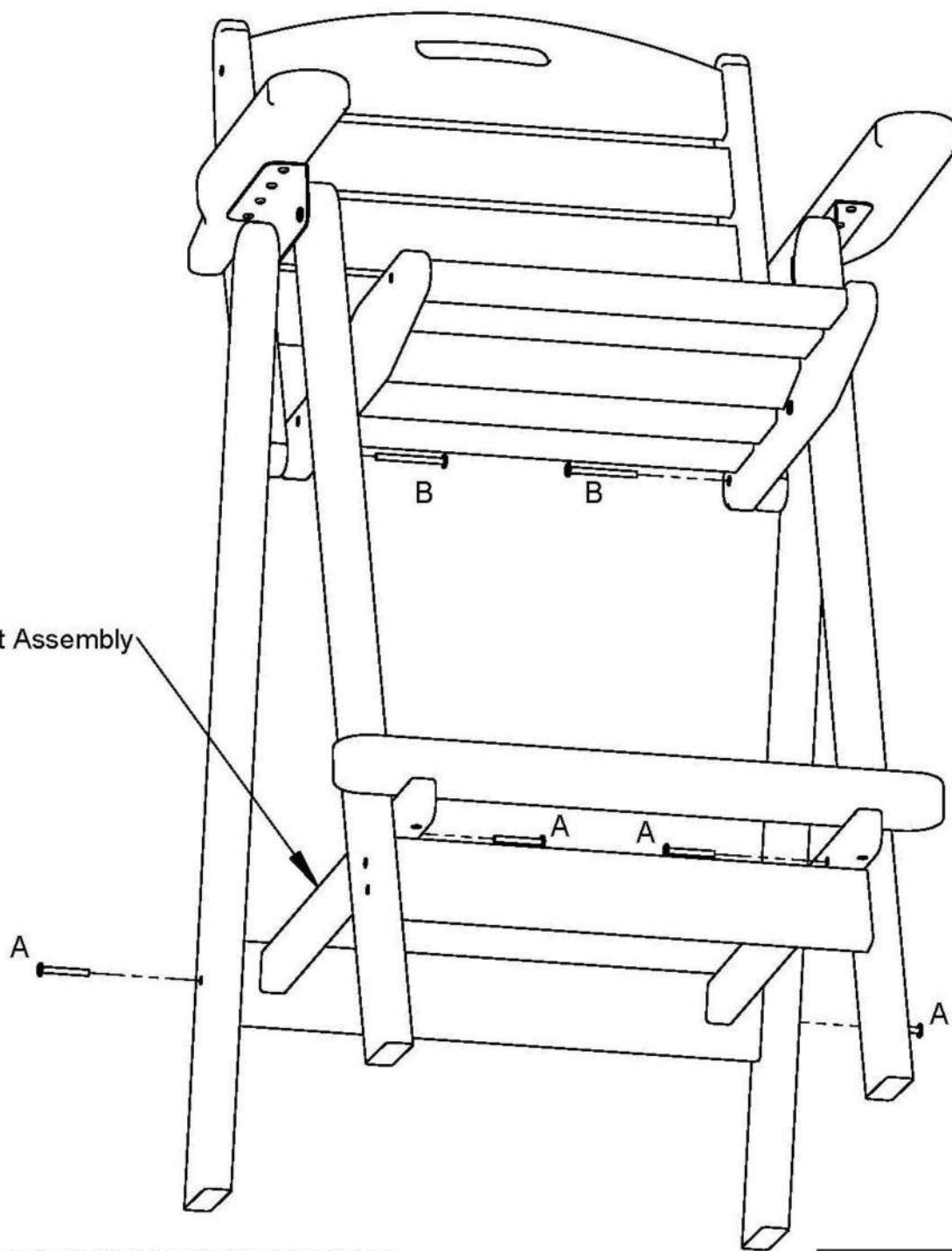
Qty.	Description
4	A - 1/4-20 X 1-3/4 WAFER SHCS



2	B - 1/4-20 X 2-1/2 WAFER SHCS
---	-------------------------------



Footrest Assembly



FURNITURE LEISURE INC

1.800.213.2401

www.FurnitureLeisure.com
www.PicnicFurniture.com
www.ParkTables.com

www.PoolFurnitureSupply.com
www.PicnicTableSupplier.com
www.UBrace.com

NCB46 - Nautical Bar Chair [35 lbs]

