

**6 ft. Contoured Bench  
(Specifications)**

**Physical Dimensions**

Bench height  
Seat height  
Seat width  
Overall width  
Weight  
Lumber colors

	<b>FP2040</b>	<b>FP2045</b>
Bench height	32" (813 mm)	32" (813 mm)
Seat height	16.5" (419 mm)	16.5" (419 mm)
Seat width	15" (381 mm)	15" (381 mm)
Overall width	25" (635 mm)	25" (635 mm)
Weight	xxx lbs.	xxx lbs.
Lumber colors	Any lumber color boards available. Brown frames only.	

**Physical Components**

2-1/2" diagonal slatting  
3/8" thick galvanized frame (legs)

	<b>Qty.</b>	<b>Qty.</b>
2-1/2" diagonal slatting	(12)	(12)
3/8" thick galvanized frame (legs)	(3)	(3)

**Fasteners**

1-1/2" lag bolts  
Flat washers

	<b>Qty.</b>	<b>Qty.</b>	<b>ANSI Specs.</b>
1-1/2" lag bolts	(36)	(36)	-----
Flat washers	(36)	(36)	B 18.2.2.1

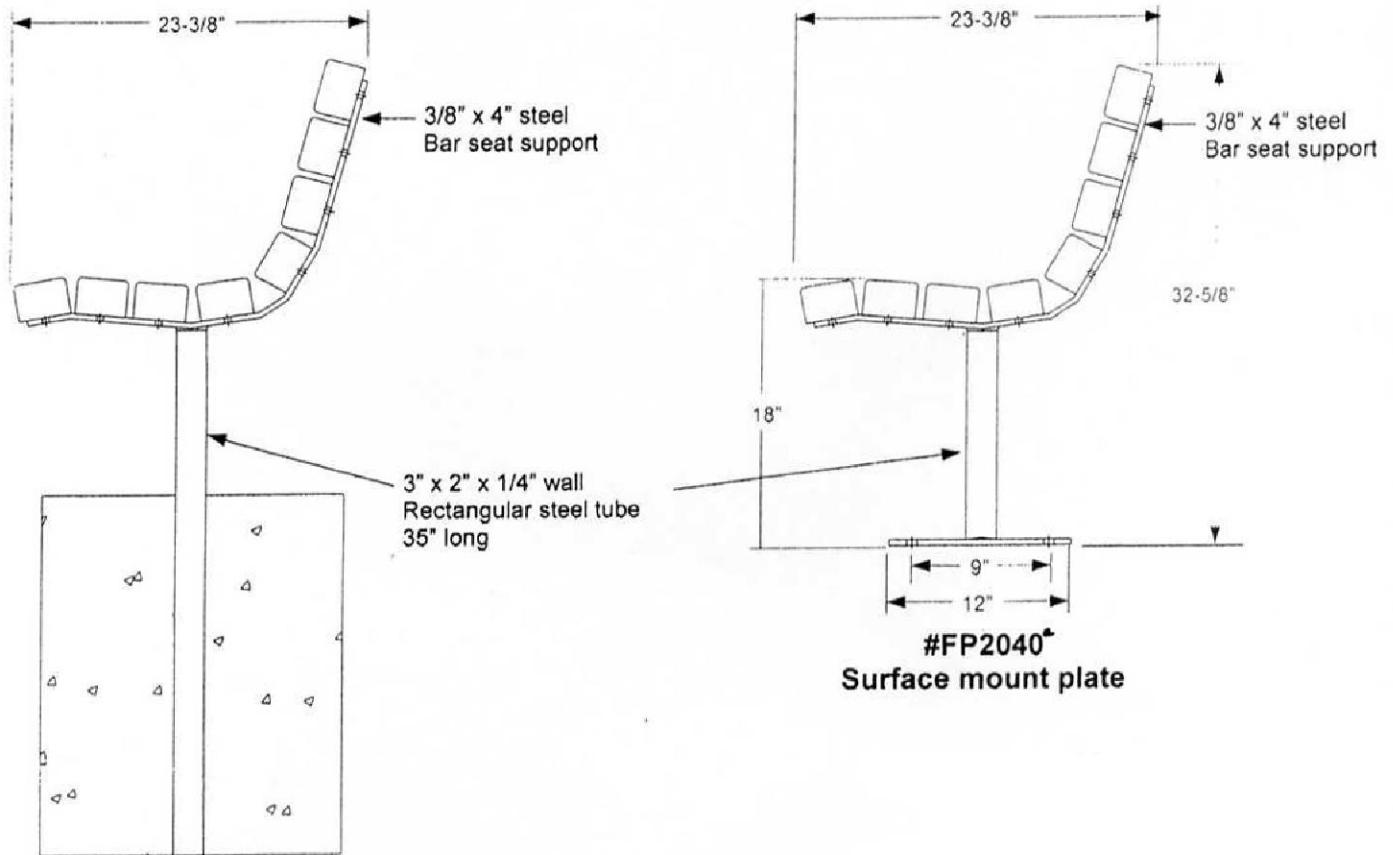
**General Properties**

- can be worked like wood
- Does not splinter like wood
- Electrical insulator
- Powder coated brown finish

**Resistance Properties**

Unaffected by:

- Alkalis and acids at temp. up to 150 degrees F.
- Most organic solvents at ambient temp.
- Insects
- Rot
- Fungus

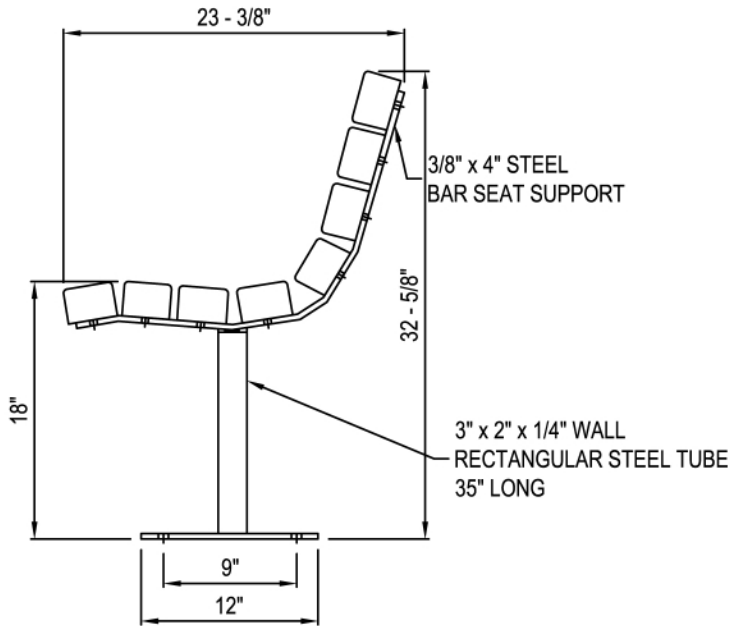


**#FP2045**

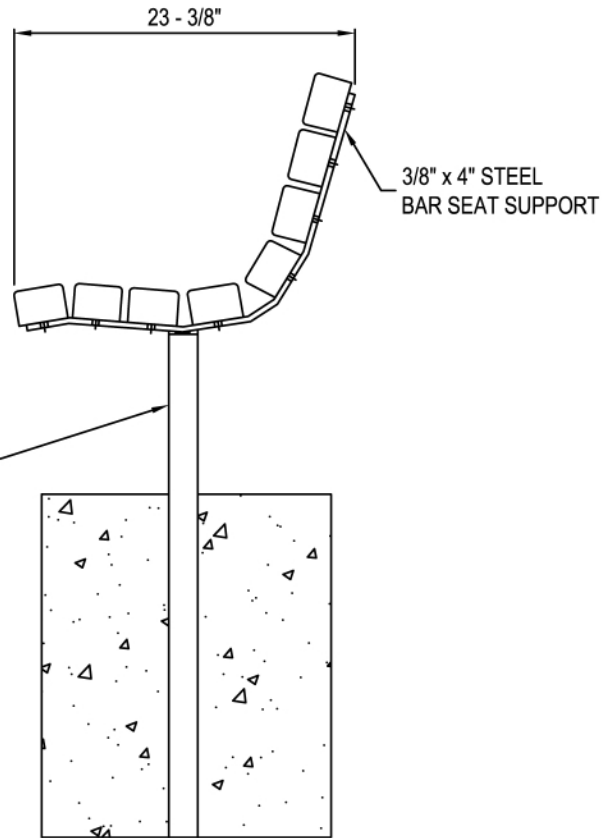
In ground installation (permanent)

**#FP2040\***  
Surface mount plate

#FP2045  
IN GROUND INSTALLATION  
(PERMANENT)



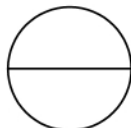
#FP2040  
SURFACE MOUNTED PLATE



- SELECT DESIRED MODEL
- FP2045 (SHOWN)
- FP2046 (NOT SHOWN)
- FP2040 (SHOWN)
- FP2041 (NOT SHOWN)
- SELECT DESIRED COLOR
- CEDAR/BROWN

**NOTES:**

1. INSTALLATION TO BE COMPLETED IN ACCORDANCE WITH MANUFACTURER'S SPECIFICATIONS.
2. ALL DIMENSIONS ARE CONSIDERED TRUE AND REFLECT MANUFACTURER'S SPECIFICATIONS.
3. CONTRACTOR'S NOTE: FOR PRODUCT AND COMPANY INFORMATION VISIT [www.CADdetails.com/info](http://www.CADdetails.com/info) REFERENCE NUMBER 4300-003.



**OUTSIDE PARK BENCHES**

CONTOUR BENCH SERIES