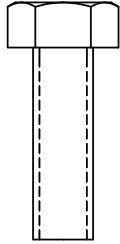
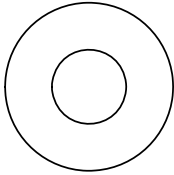


Model #
T6ROLL4-4SM

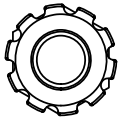
HARDWARE



5/16" X 1"
Machine Bolt



5/16" Washer



5/16" Kep Nut

PRODUCT SPECIFICATIONS

T6ROLL4-4SM 6' SURFACE MOUNT PICNIC TABLE WALK-THROUGH DESIGN

Top & Seats: End plates are fabricated out of 7 gauge x 3" with a 3" diameter corners. 3/4" #9 steel expanded metal. 7 gauge x 1-1/2" flat bar center support and mounting bracket understructure. 5/8" rod to finish off expanded edge. Electrically MIG welded.

Coating: Oven fused functionalized polyethylene copolymer-based thermoplastic. Fluidized bed coating application with superior mechanical performance, impact resistance and UV-stability.

Frame: 4 x 4 x 11 gauge structural steel square tubing. Legs are capped with a 4 x 4 x 3/16" steel flat bar. Seat and top mounting points 7 gauge x 1-1/2" die stamped steel flat bar. All electrically MIG welded.

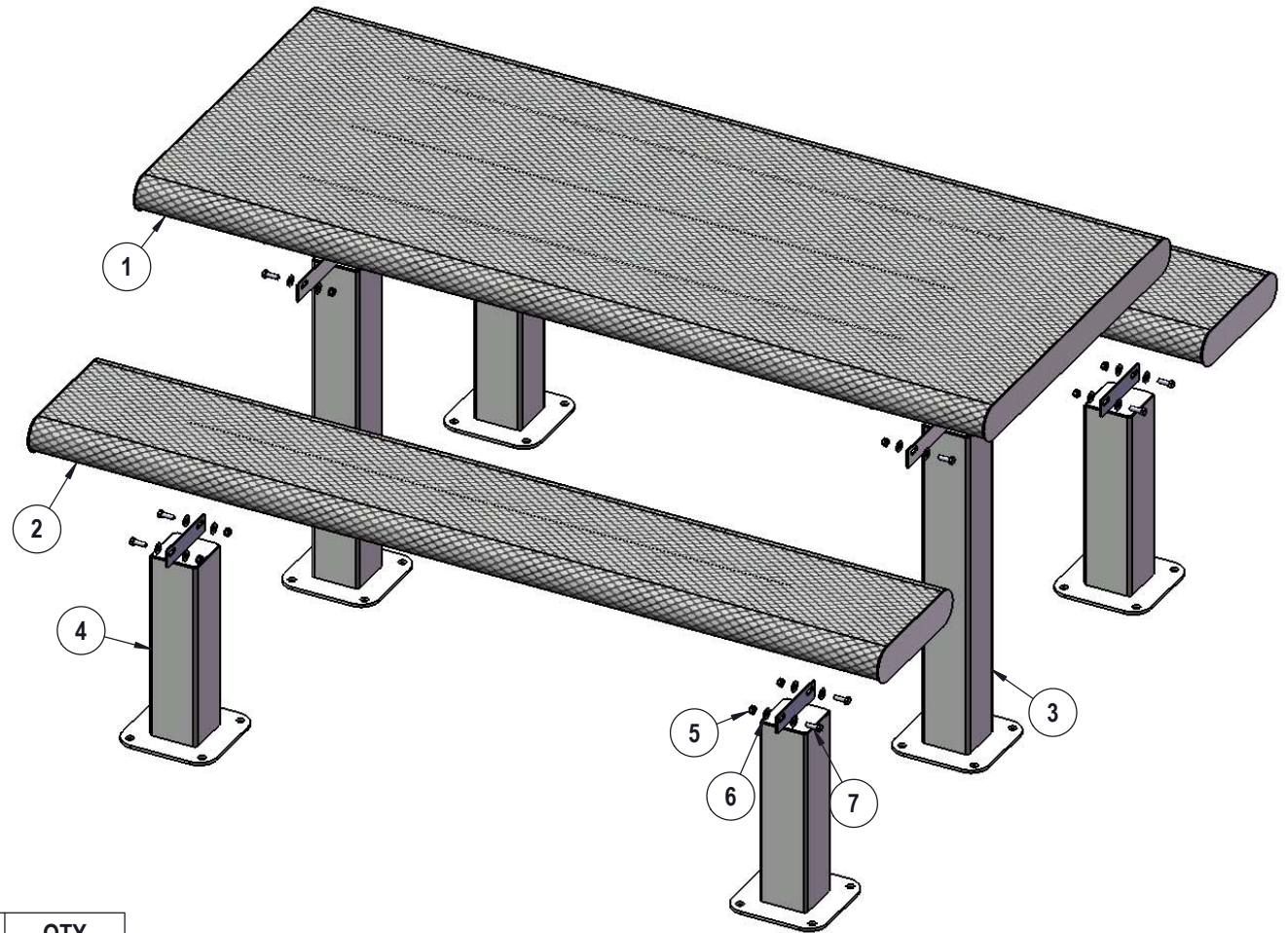
Frame Coating: Electrostatic powder coated application oven cured.

Hardware: All stainless steel hardware fasteners.

Dimensions: 6' surface mount picnic table walk-through design. Top is 30-1/8" wide x 72-1/8" long and is 30" high. Seats are 12-1/8" wide x 72-1/8" long and 18" high. Outside to outside dimension is 64" x 72-1/8".

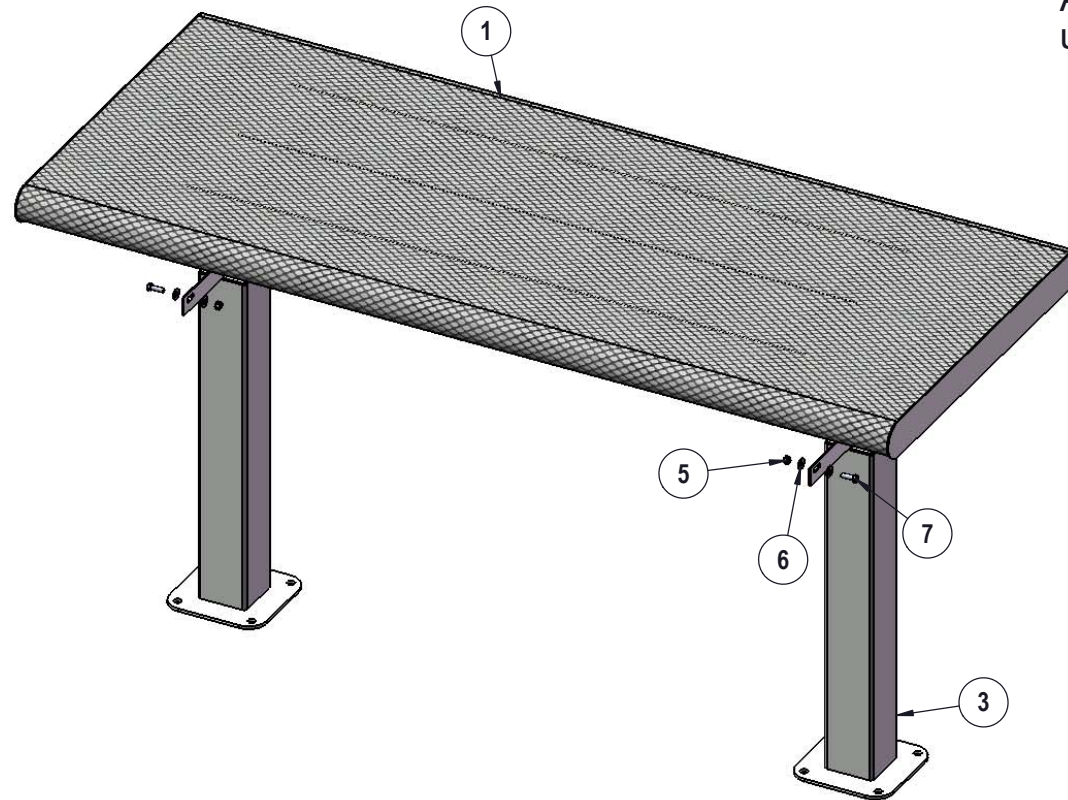
COMPONENTS

Optional Surface Mount Hardware:
3/8" x 3-1/2" Concrete Expansion Anchor Bolts
(Not Included)



ITEM NO.	PartNo	DESCRIPTION	QTY
1	VR72-T	6' Vinyl Rolled Top	1
2	T-VR72-S	6' Vinyl Rolled Seat	2
3	P-V349SM-T	Vinyl SM top leg	2
4	P-V349SM-S	Vinyl SM seat leg	4
5	33-03-0012	5/16" Kep Nut (SS)	16
6	33-02-0007	5/16" SS Washer	32
7	33-05-0029	5/16" x 1" Machine Bolt (SS)	16

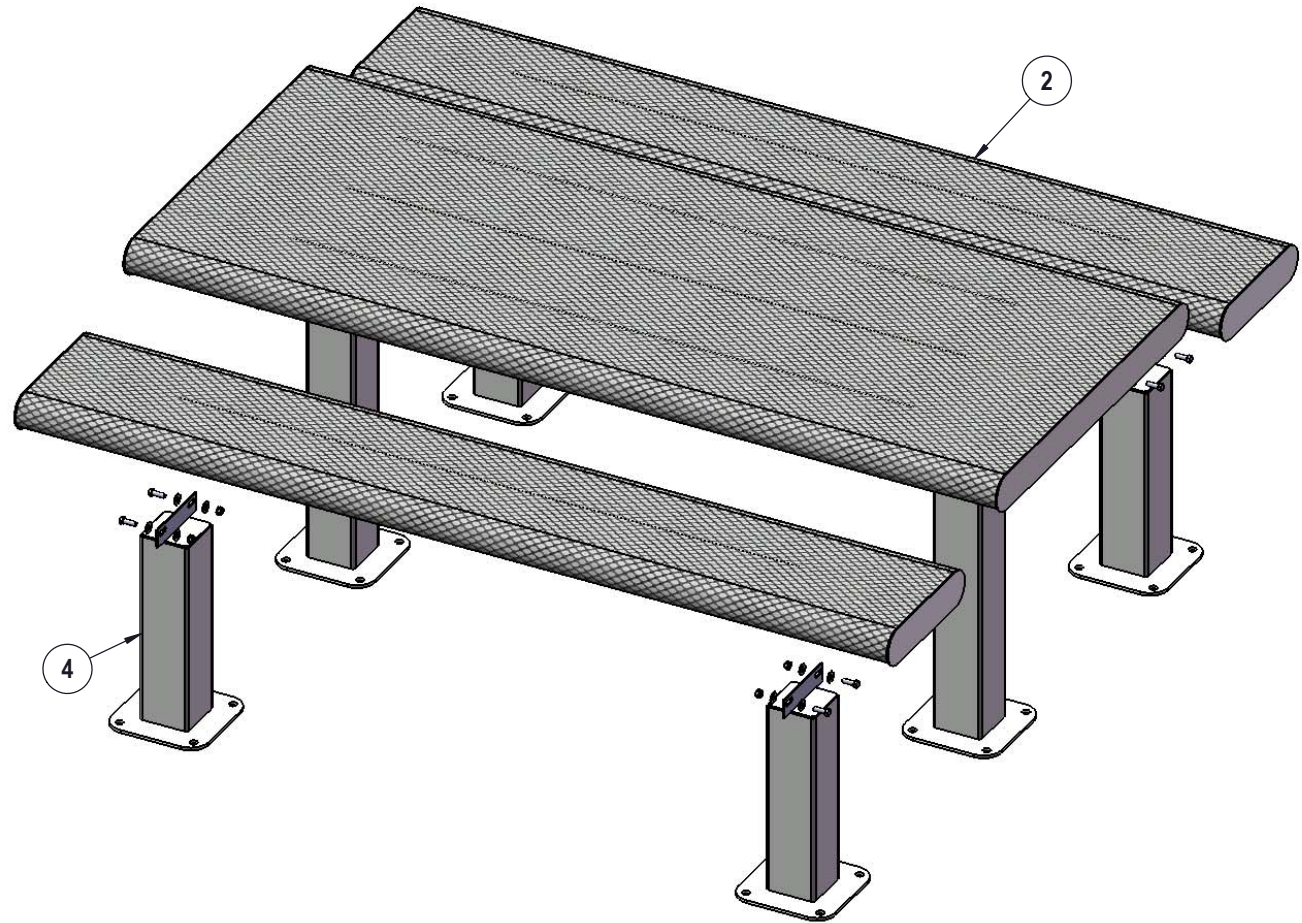
STEP 1



Attach the 6' Top to the Top Legs
using specified hardware.

STEP 2

Attach the 6' Seats to the Seat Legs using specified hardware.



OVERALL DIMENSIONS

