


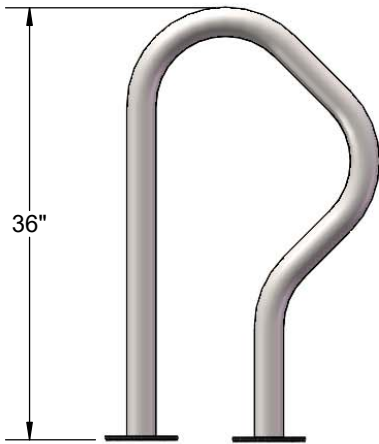
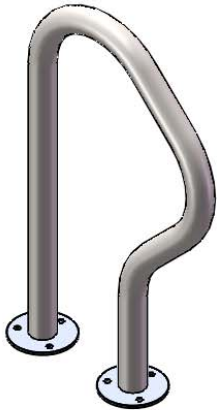
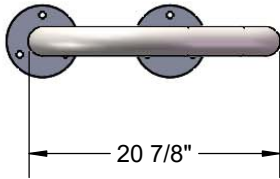
Model #  
SLOPE-SM

# PRODUCT SPECIFICATIONS

## 5060SM

Overall dimensions shall be 36" high x 21" wide. Framework shall be fabricated from 2-3/8" O.D. pipe. 12 gauge steel pipe. Made to hold 2 bikes. Surface mount plates are 6" diameter x 1/4" thick steel plate. Electrically MIG welded.

# OVERALL DIMENSIONS



Recommended Surface Mount Hardware:  
3/8" x 3-1/2" Concrete Expansion Anchor Bolts  
(Not Included)