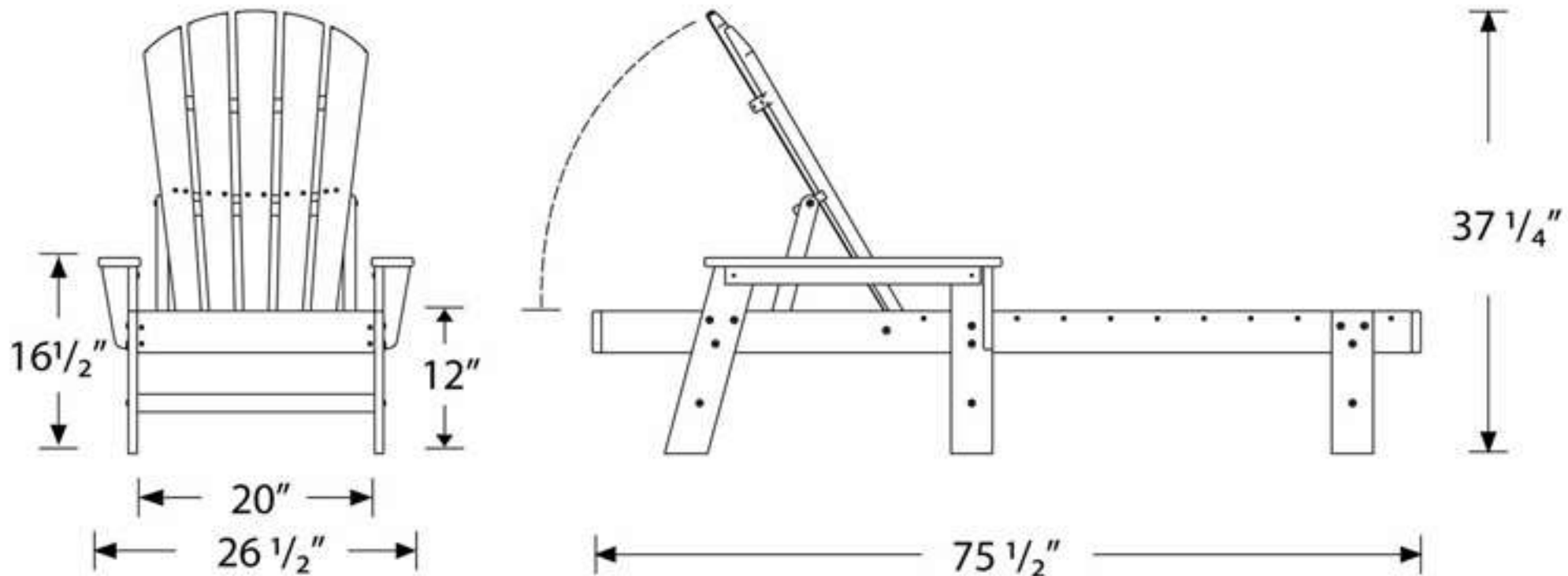


## SBC76 - South Beach Chaise Lounge [53 lbs]



**FURNITURE LEISURE INC**  
**1.800.213.2401**

[www.FurnitureLeisure.com](http://www.FurnitureLeisure.com)  
[www.PicnicFurniture.com](http://www.PicnicFurniture.com)  
[www.ParkTables.com](http://www.ParkTables.com)

[www.PoolFurnitureSupply.com](http://www.PoolFurnitureSupply.com)  
[www.PicnicTableSupplier.com](http://www.PicnicTableSupplier.com)  
[www.UBrace.com](http://www.UBrace.com)

# POLYWOOD®

Intelligent Design™

Model: SBC76

- (1) Seat
- (1) Back
- (2) Front legs
- (2) Back legs
- (2) Mid legs
- (2) Arms
- (3) Braces
- (1) Hardware pack



## TOOLS NEEDED

7/16 Wrench  
4mm Hex Key (included)

Qty.	Description
------	-------------

16	A-14 X 1-1/2 SOCKET WAFER "B"
----	-------------------------------

8	B-.27 X 2 SOCKET WAFER A
---	--------------------------

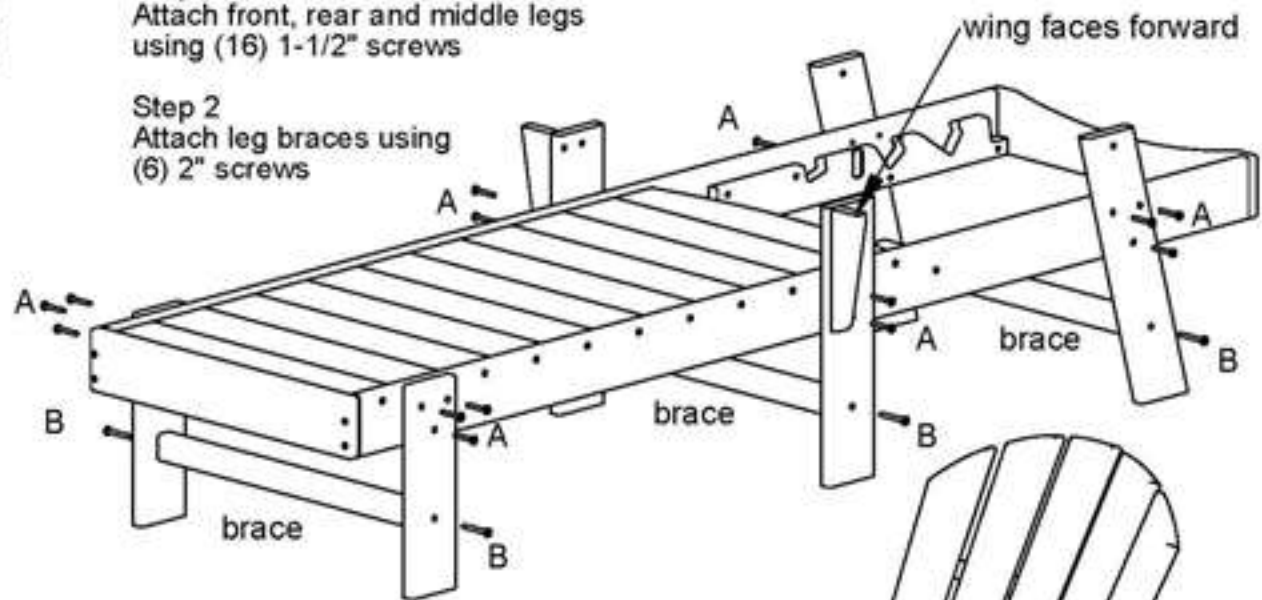
4	C-1/4-20 X 2-1/4 WAFER SHCS
---	-----------------------------

4	D-1/4 FLAT WASHER
---	-------------------

4	E-1/4-20 NYLOCK NUT
---	---------------------

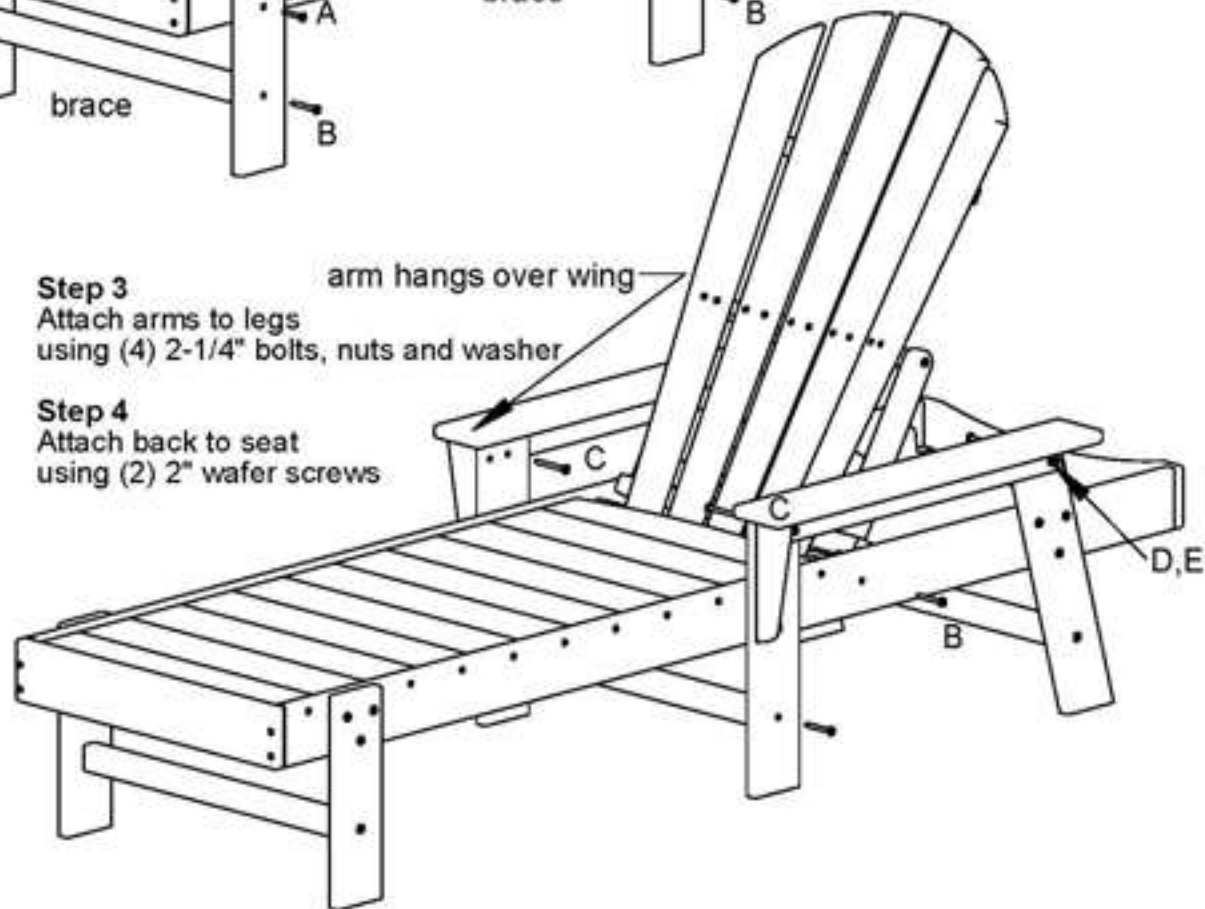
Step 1  
Attach front, rear and middle legs  
using (16) 1-1/2" screws

Step 2  
Attach leg braces using  
(6) 2" screws



Step 3  
Attach arms to legs  
using (4) 2-1/4" bolts, nuts and washer

Step 4  
Attach back to seat  
using (2) 2" wafer screws



ASSEMBLY INSTRUCTIONS

ALL HARDWARE IS STAINLESS STEEL

12/3/2012

**FURNITURE LEISURE INC**

1.800.213.2401

[www.FurnitureLeisure.com](http://www.FurnitureLeisure.com)  
[www.PicnicFurniture.com](http://www.PicnicFurniture.com)  
[www.ParkTables.com](http://www.ParkTables.com)

[www.PoolFurnitureSupply.com](http://www.PoolFurnitureSupply.com)  
[www.PicnicTableSupplier.com](http://www.PicnicTableSupplier.com)  
[www.UBrace.com](http://www.UBrace.com)